
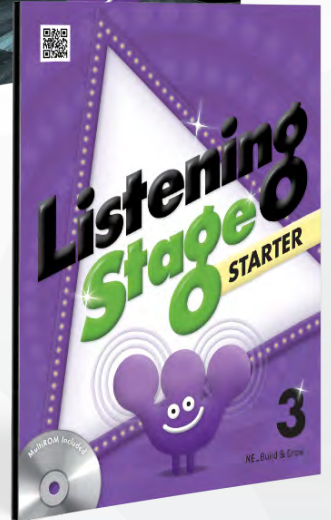







NE - Build & Grow

Listening Stage 0





Series



CEFR
A1 to A2

Units - Lessons

- > Units per book: 12
- > Pages per unit: 6
- > Lessons: 3 per unit
 - > Lesson 1; Practice Stage: 2 pages
 - > Lesson 2; Main Stage: 2 pages
 - > Lesson 3; Wrap-up Test: 2 pages

[Horas de instrucción por curso distribuido por student book, workbook, LMS]

- > Using Student's Book and Workbook: 2-3 hrs per week
- > Using SB and WB + LMS: 4 hrs per week

Main Characteristics

- > 6 Level series for young learners that helps them strengthen listening skills through familiar topics

Key academic aspects of the series

- > Fun dialogues and entertaining pictures to introduce key expressions.
- > Well-organized listening exercises.
- > Helpful pronunciation and speaking exercises.
- > A thorough wrap-up test at the end of each unit.
- > Assessments to test students' listening comprehension.
- > Engaging supplementary activities that promote speaking and writing skills.

Components for the student

- > Student's Book with Workbook included.
- > MP3 Audio Files.
- > LMS.

Components for the teacher

- > LMS: extra practice activities & tests.
- > Exams: Placement, Unit, Review
- > Answer keys
- > MP3 Audio files
- > Lesson Plans
- > Pacing guide
- > Word lists
- > Dictation worksheets
- > eBook



Scope and Sequence



Platform



Student's book:

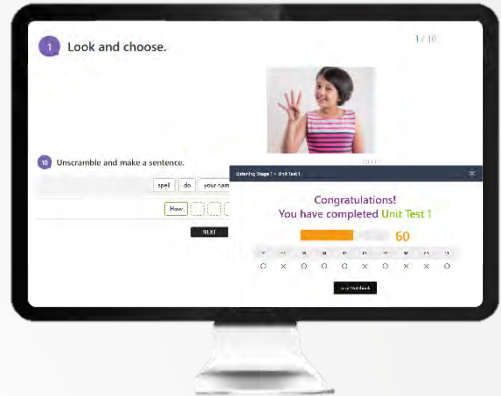
Scope and Sequence



Student's book




Workbook



Learning Management System

Teacher's components



Answer Key and Scripts



eBook



Sample Lesson Plan



Learning Management System



Vocabulary Lists



Tests



Samples pages

Listening Stage

2



Play MP3



Unit Components

Key Expressions

In this section, students are introduced to a short dialogue with one or more fun pictures. Afterwards, students test themselves on the new words and phrases with a short exercise. Finally, students can practice the short dialogue using the new words and phrases.

Practice Stage

In this section, students practice a set of linked exercises based on short dialogues related to the unit's topic.

3 Planning a Party

KEY EXPRESSIONS

Listen and repeat the conversation.

What will you do for the party? I will **bake cookies!** I will **wrap the gifts.**

A Guess and match. Then listen and check your answers.

1. 2. 3. 4. 5. 6.

a. decorate the room
d. set the table

b. write the invitations
e. blow up balloons

c. order pizza
f. prepare party music

B Practice the **KEY EXPRESSIONS** using the words and phrases in A.

18 Unit 3 • Planning a Party

Practice Stage

A Listen to each conversation and choose the correct answers.

1. What will the girl do for the party?

a. b.

2. What kind of party will the boy and the girl have tomorrow?

a. b.

3. What will the boy do for the party?

a. b.

B Listen and choose the correct answers.

1. What is Liz going to do for the party?

a. b. c.

2. Which decoration will NOT be used for the party?

a. photos of friends
b. colorful balloons
c. a happy birthday sign

19



Main Stage 1, 2

Students practice a pair of linked tasks based on dialogues. The first listening task of each Main Stage focuses on understanding the main idea of the dialogue, while the second listening task focuses on the details.

Sound Clip

In this section, students learn two commonly-confused sounds. Students can practice the correct pronunciation of each sound with the aid of an interesting picture and a fun sentence.

Main Stage 1

1. Listen and choose what the family will NOT do at the party.

2. Listen again. Choose the correct answers.

1. What will Joe-An's dad do?
a. bake cookies
b. cook dinner
c. play instruments

2. What musical instrument will Joe-An play at the party?

Main Stage 2

1. Listen and choose what type of party Leo and Cami will have for Lina.

2. Listen again. Which will Cami NOT do for the party?

Main Stage 3

1. Listen and choose the correct answers.

2. Which statements about piñatas is NOT true?

3. Listen again. Then, put each role in the correct place.

Wrap-Up Test

1. Listen and choose the correct answers.

2. Whose birthday are Shane and Lydia celebrating?

3-4. Listen to the conversation. Choose the correct answers.

Main Stage 3

Students practice a set of linked exercises based on a monologue. First, students answer gist and detail questions. Then, students answer a question about passage structure using an image, chart, or diagram.

Wrap-Up Test

In this section, students review the key expressions and are tested on what they learned in the unit.

Contents



UNIT 1	Different People	6
	 • What is Tan like? • He is funny. He makes silly faces.	
UNIT 2	What I'm Good at	12
	 • What are you good at? • I'm good at playing chess!	
UNIT 3	Planning a Party	18
	 • What will you do for the party? • I will wrap the gifts!	
UNIT 4	Hanging Out with Friends	24
	 • What time is good for you? • Can you make it on Tuesday?	

UNIT 5	Doing Chores	30
	 • Who can help me? • I can help you take out the trash!	
UNIT 6	Cooking	36
	 • What do we do first? • First, let's add some flour and then mix!	
UNIT 7	Watching Movies	42
	 • What kind of movies do you like? • I like movies about experiencing magical things.	
UNIT 8	Describing Things	48
	 • What does it look like? / What is it made of? • It's square. / It's made of paper.	

UNIT 9	Interesting Jobs	54
	<ul style="list-style-type: none"> • What do they do? • They research and design robots. 	
UNIT 10	Staying Healthy	60
	<ul style="list-style-type: none"> • I have a backache! • You should stretch your back. 	
UNIT 11	Talking on the Phone	66
	<ul style="list-style-type: none"> • I'm calling about a missing package. • I'm afraid you have the wrong number. 	
UNIT 12	Eating Out	72
	<ul style="list-style-type: none"> • Are you allergic to anything? • Is it for here or to go? 	

Supplementary Materials

• Review Test 1, 2, 3	80
• Speaking Activity 1, 2, 3	86



3

Planning a Party

Listen and repeat the conversation.

KEY EXPRESSIONS



Guess and match. Then listen and check your answers.

T 31

1.



2.



3.



4.



5.



6.



a. decorate the room
d. set the table

b. write the invitations
e. blow up balloons

c. order pizza
f. prepare party music

Practice the **KEY EXPRESSIONS** using the words and phrases in A.

T 32

Practice Stage

(A) Listen to each conversation and choose the correct answers.

T 33

1. What will the girl do for the party?

a.



b.



2. What kind of party will the boy and the girl have tomorrow?

a.



b.



3. What will the boy do for the party?

a.



b.



(B) Listen and choose the correct answers.

T 34

1. What is Liz going to do for the party?

a.



b.



c.



2. Which decoration will NOT be used for the party?

- a. photos of friends
- b. colorful balloons
- c. a happy birthday sign

Main Stage 1

(A) Listen and choose what the family will NOT do at the party.

T 35

a.



b.



c.



d.



(B) Listen again. Choose the correct answers.

T 36

1. What will Jae-Ah's dad do?

- a. bake cookies
- b. cook dinner
- c. play instruments

2. What musical instrument will Jae-Ah play at the party?

a.



b.



c.



What will you do for your friend's birthday party?

Main Stage 2

(A) Listen and choose what type of party Leo and Cami will have for Lina.

T 37

a.



a Birthday Party

b.




a Christmas Party

c.



a Farewell Party

d.



a Graduation Party

(B) Listen again. Which will Cami NOT do for the party?

T 38

- a. send invitations to friends
- b. ask some friends to help decorate
- c. make a banner for the party

SOUND CLIP

• Listen and repeat.  T 39

write and
right



You need to **w**rite your name
right on the test.

Main Stage 3

(A) Listen and choose the correct answers.
T 40



1. Why is the speaker having a *fiesta*?
 - a. He is going to Mexico.
 - b. It's his birthday.
 - c. He got an award.
2. Which statement about *piñatas* is NOT true?
 - a. *Piñatas* are full of candy.
 - b. You hit *piñatas* to open them.
 - c. The shape of *piñata* is always square.

(B) Listen again. Then, put each role in the correct place.
T 41



1. Mom



2. Dad



3. Uncle



4. Brother

a. prepare Mexican food
c. make a cake

b. play the music
d. hang the piñata

Wrap-Up Test

KEY 
EXPRESSIONS



T42

Complete the conversation.



A: What will you do for the party?

B: _____.



T43

Listen and choose the correct answers.

1. What will Kenneth NOT do for the party?

a.



b.



c.



2. Whose birthday are Shane and Lydia celebrating?

a. Lydia's birthday

b. Shane's birthday

c. Lydia's dog's birthday

[3~4] Listen to the conversation. Choose the correct answers.

3. What will Ben do for the party first?

a. decorate the room

b. set the table

c. order some pizza

4. What is the best response for Ben?

Ben: _____

a. I have some Halloween songs.

b. Let's order pepperoni pizza.

c. How many balloons do we need?

5. Which statement is NOT true?

a. Noah will write invitations.

b. Noah's mom will make some pasta.

c. Noah's dad is coming home next week.

Listening Stage

2



WORKBOOK

NE_Build & Grow

3

Planning a Party

Word Match

(A) Listen and repeat.

T 172

banner	invitation	surprise party	sign
farewell	noisemakers	burst	business trip

(B) Write the correct words.

1.

n. a tool used to make noise during an event



2.

n. a party thrown for someone who is not expecting it

3.

n. goodbye
▶ They said their _____ after the graduation ceremony.

4.

n. a big cloth sign



5.

n. a request to go somewhere, usually written
▶ I received the wedding _____



_____ in the mail.

6.

n. a piece of paper, wood, or metal with information written on it


7.

v. to explode
▶ The fireworks _____ in the air.

8.

n. a trip taken for work
▶ Her father often goes on _____ because of his job.

Crossword Puzzle



Across

3. to cook by dry heat in an oven
4. the day of a person's birth

Down

1. a big cloth sign
2. a social gathering

Sentence Completion

1. She handed out party _____ to all of her friends.
2. They held a _____ for their parents' wedding anniversary.
3. The students said their _____ at the graduation.
4. They put a _____ in their yard to tell others about their garage sale.
5. The pipes _____ and water flooded the entire house.

farewells

surprise party

sign

burst

invitations

Dictation



Main Stage 1 Listen and fill in the blanks.

T 35

Dad It's time to _____ the Christmas _____, Jae-Ah!

Jae-Ah Yay! I can't _____! What can I _____ for the party, Dad?

Dad Well, we need to _____ the Christmas tree first. _____ you do it?

Jae-Ah Yes, I will _____ the tree! How about you, Dad?

Dad I'll _____ dinner for the party.

Jae-Ah What _____ Mom and Jae-In _____?

Dad Your mom and brother will _____ cookies.

Jae-Ah That _____ great! Will we _____ some music too?

Dad _____, you can _____ the piano.

Jae-Ah Well, I want to play the _____. I will _____!

Dad All right!



Main Stage 2 Listen and fill in the blanks.

T 37

Leo Hey, Cami! Let's plan a _____ party for Lina! She's _____
_____ Thailand next week.

Cami Right, Leo. Let's _____ all our classmates.

Leo Sure. I will _____ the invitations.

Cami Okay. What else should we _____ for the _____?

Leo We need more friends to _____.

Cami Okay. I will _____ some friends to _____ us. What decorations do we need?

Leo We need _____, noisemakers, and a big _____! It will say, “We will _____ you!”

Cami Okay. I will _____ make the _____ too.

Leo This _____ be such a great party. I will not _____!

Cami Me _____! Let’s just have fun!



T 40


Main Stage 3 Listen and fill in the blanks.

I’m so _____ for my birthday next week. My family is from _____.
My parents will _____ a birthday *fiesta*! “*Fiesta*” _____ “party.”
Dad will _____ some Mexican _____, such as enchiladas and
tacos. My mom will _____ a delicious fruit cake. My uncle is in a
_____ and they will _____ music. At the end, my brother will
_____ a *piñata*. A *piñata* is full of candy, and it can _____
_____ into different shapes. You hit the *piñata*, and when it _____
open, candy _____ out. It’s going to be so much fun!

Listening Stage 2

Dictation Sheet

Level **HARD**



Unit 3 Routines

Main Stage 1 Track 35

Dad It's _____ to _____ the Christmas _____, Jae-Ah!

Jae-Ah Yay! I can't _____! What can I _____ for the party, Dad?

Dad Well, we _____ to _____ the Christmas tree _____.
_____you do it?

Jae-Ah Yes, I will _____ the _____. How about you, Dad?

Dad I'll _____ dinner for the _____.

Jae-Ah What _____ Mom and Jae-In do?

Dad Your mom and brother _____ _____ cookies.

Jae-Ah That _____ great! Will we _____ some _____ too?

Dad Sure, you _____ _____ the piano.

Jae-Ah Well, I want to _____ the _____. I will _____!

Dad All right!

Main Stage 2 Track 37

Leo Hey, Cami! Let's _____ a goodbye _____ for Lina! She's _____ to Thailand _____ week.

Cami Right, Leo. Let's _____ all our _____.

Leo Sure. I will _____ the _____.

Cami Okay. What else _____ we do for the _____?

Leo We _____ more friends to _____ decorate.

Cami Okay. I will _____ some friends to _____ us. What _____ do we need?

Leo We _____ balloons, _____, and a big _____! It will say, "We will _____ you!"

Cami Okay. I will _____ make the _____ too.

Leo This is going to be _____ a _____ party. I will not _____!

Cami Me _____! Let's just _____!

Main Stage 3 Track 40

I'm so _____ for my _____ next week. My family is _____ Mexico. My parents will _____ a _____ *fiesta*! "*Fiesta*" means "party." Dad will _____ some _____ food, such as enchiladas and tacos. My mom will _____ a _____ fruit cake. My uncle is in a _____ and they will _____ music. At the _____, my brother will _____ a *piñata*. A *piñata* is _____ candy, and it can be _____ into _____ shapes. You hit the *piñata*, and when it _____, candy _____ out. It's going to be so _____!

— If you need assistance with any of our products please contact us:



You will get immediate attention from our academic staff.

